

1	1
2	2
3	3
3.1	3
3.2	3
3.3	4
3.4	5
3.5	12
4	14
4.1	14
4.2	14
4.3	15
4.4	15
4.5	20
5	21
5.1	21
5.2	21
5.3	26
5.4	28
5.5	29
5.6	30
5.7	32
5.8	34
5.9	35
A	36

B	68
C	79
D	88
E	89
F	90

1

1.0.1

2

2 0.1

2 0.2

2 0.3

2 0.4

" "

2 0.5

2 0.6

3

3.1

3.1.1

3.1.2

3.1.3

3.1.4

24

3.2

3.2.1

3.2.2

3.2.3

1

2

3

2.5

4

3.2.4

3.3

3.3.1

300mm

1000mm

300mm

200mm

200m

3.3.2

3.3.3

GB 50289

3.0m

3.3.4

5m

3.3.5

3.4

3.4.1

3.4.2

3.1

mm

m

m'

mm			
	I II III	I	
100mm DN 1600mm			K9
DN 1600mm			

1
2
100mm
3
4
100mm
100mm
DN 100mm
F
DN

3.4.3

3.4.4

DN100 DN150 DN200 DN300 DN400

3.4.5

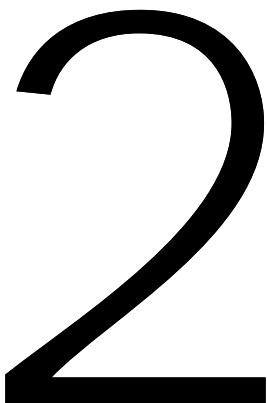
1

2

PE
DN15 DN20 DN25 DN50 DN80

A

↓ 1/2" 3/4" 1" 1 1/4" 1 1/2" 2" 2 1/2" 3" 3 1/2" 4" 4 1/2" 5" 6" 8" 10" 12" 15" 20" 25" 30" 35" 40" 45" 50" 60" 70" 80" 90" 100" 120" 150" 200" 250" 300" 350" 400" 450" 500" 600" 700" 800" 900" 1000"



A

"

3.3

3.3

mm

15	21.3	2.8
20	26.9	2.8
25	33.7	3.2
32	42.4	3.5
40	48.3	3.5
50	60.3	3.8
65	76.1	4.0
80	88.9	4.0
100	114.3	4.0

3.4.7

A

1

K9

K14

K12

2 DN100-1000

T

DN1200

STD

K

3

200g/m²

+

PE +

3.4.8

1

GB 50268

2

3

4

3.4.9

3. 4. 10

1

1)

2) 200g/m²

3)

4) 85% +15% 400g/m²

5) 100% 1mm

6)

2

400μ m

600μ m

1000μ m

600μ m

100%

PU

650μ m

3PE

3

-

-

180μ m

4

300μ m

1600mm

1600mm

5

300μ m

6

100%

PU

650µ m

3PE

1) 1000mm

2)

3)

7

3. 4. 11

1

1 DN 100mm

2

S30408 06Cr19Ni10

3

S30408 06Cr19Ni10

3. 4. 12

1

2

3

DN 400mm

4

5

3. 4. 13

1

2

3

4

1000m

3. 4. 14

1

3. 4. 17

D400

400kN

C250

250kN

A

700

06M\$201-6

D

3. 4. 18

A

3. 5

3. 5. 1

3. 5. 2

1

2

3

3. 5. 3

3. 5. 4

3. 5. 5

3. 5. 6

4

4.1

4.1.1

4.1.2

4.1.3

4.1.4

30-35m

4.1.5

4.1.6

4.1.7

4.2

4.2.1

3.2

GB/T 17219

4.2.2

4.2.3

4.2.4

5

4.2.5

4.3

4.3.1

4.3.2

4.3.3

4.4

4.4.1

4.4.2

4.1

		mm		
I II III		DN 100mm		K9
		DN 100mm		
II III I		DN 100mm		K9
		DN 100mm		

1

2

I II III

6

3

4

4.4.3

1

2

3

4.4.4

DN15 DN20 DN25 DN50 DN80

DN100 DN150 DN200 DN300

4.4.5

1

CJ/T 151 I

S

S31608 06Cr17Ni12Mo2

4.2

2

0.6-4.0mm

3mm

3

4

5

4.2

mm

DN15	18	1
DN20	22	1.2
DN25	28	1.2
DN32	35	1.5
DN40	42	1.5
DN50	54	1.5
DN65	76.1	2
DN80	88.9	2
DN100	108	2
DN125	133	2.5
DN150	159	3
DN200	219	3
DN250	273	4
DN300	325	4

4.4.6

1

3. 4. 6

2

S31608 06Cr17Ni12Mo2

4. 3

4. 3

mm

15	21.3	2.8
20	26.9	2.8
25	33.7	3.2
50	60.3	3.8
80	88.9	4
100	114	3
150	159	3
200	219	3
300	325	4

4. 4. 7

3. 4. 7

4. 4. 8

4. 4. 9

5m

4. 4. 10

1

2

3

4

5

4. 4. 11

1

2

3

1. 6

4. 4. 12

4. 4. 13

1 DN 80mm DN 80mm

S30408 06Cr19Ni10

2

3

4. 4. 14

DN 80mm

DN 80mm

4. 4. 15

4. 4. 16

4. 4. 17

1

0.6m

2

0.2-0.3m

1.8× 0.6m

3

0.3m

20cm 1.2× 0.8m

6

1.8× 1.2m

6

4

DN75

DN100

5

6

4. 5

4. 5. 1

4. 5. 2

4. 5. 3

4. 5. 4

S31603

022Cr 17Ni 12Mo2

4. 5. 5

4. 5. 6

4. 5. 7

5

5.1

5.1.1

5.1.2 " "


I II III

6

" "

5.2

5.2.1



5.2.2

5.2.3

5.2.4

5.2.5

1

1)

PLC

2)

3)

4)

5)

PLC

4

1)

2)

3)

4)

5)

6)

5

1)

2)

3)

DN600

0.28MPa

6

1)

2)

3)

4)

7

1)

2)

8

1)

2)

3)

4)

5)

9

1)

2)

5.2.6

5.3

5.3.1

5.3.2

0.7m

5.3.3

0.6m

5.3.4

5.3.5

1

2

1‰

3

3‰

0.5m

300mm

200mm

4

PLC

5

5.3.6

0.2m

0.3m

2

40m³/h

DN50

5.3.7

0.4× 0.4m

5.3.8

1

2

3

4

5.3.9 TN-S TN-C-S TT
TN-S TN-C-S TT PE

5.3.10

5.3.11

100LX LED

5.3.12

5.3.13

5.3.14

5.4

5.4.1 C25

0.2m 0.3m C25

1m 0.4m

5.4.2

5.4.3

1 0.6

2 1.5m

3 100mm

100mm

5.4.4

7.5kW

5. 4. 5 pH

5. 4. 6

“ “ “ “ “ “ “ “

5. 5

5. 5. 1

S31603 022Cr17Ni12Mo2
S31603 022Cr17Ni12Mo2

5. 5. 2

S31608 06Cr17Ni12Mo2

5. 5. 3

06Cr17Ni12Mo2
06Cr19Ni10

S31608
S30408

5. 5. 4

DN80
EPDM
DN80

S30408 06Cr19Ni10

S30408 06Cr19Ni10

5. 5. 5

S31608 06Cr17Ni12Mo2

“ “ “ “

5. 5. 6 DN80

QT450-10

EPDM

PTFE

DN80

5. 5. 7 DN80

Y

QT450-10

S30408

06Cr19Ni 10	DN80	Y	S30408	06Cr19Ni 10
5. 5. 8			QT450-10	
			20Cr13	NBR
5. 5. 9				
5. 5. 10			S30408	06Cr19Ni 10
			S30408	06Cr19Ni 10
5. 5. 11				
			GB/T 17219	
5. 5. 12				4× 2. 5mm ²
			5. 6	
5. 6. 1				
5. 6. 2	1	2	3	GB/T 3216 2B
				GB 18613
		1		IEC 60034-01 I E3
				GB/T 29529 B
				GB/T 29531 B
5. 6. 3				
5. 6. 4				
5. 6. 5				GB 50015

0.2m

5.6.6

5.1

5.1

kW	m	m
0 7.5	0.8	0.4 /0.2
[7.5 22]	0.8	0.4
22 55	1.0	0.8
[55 160]	1.2	1.2
1. 2.		

5.6.7

1.2m

/

5.6.8

1

2

3

5.7

5.7.1

1

20-25%

2

50%

3-5mi n

5-10mi n

3

50%

5.7.2

50m³

2

5.7.3

5.2

5.2 mm

		1	2	3	4	
H=1-1.5m	1.5	1.5	1.2			1.5
H=2m	1.5	2.0	1.5			2.0
H=2.5-3m	1.5	2.5	2.0	1.5		2.5
H=3.5-4m	1.5	3.0	2.5	2.0	1.5	3.0

5.7.4

1

2 - -Y - /

- - 1.2m

2 -

PLC

3 0.1m

4 0.2m

18

5 DN50

0.2m

6 DN25 18

7

8 0.1m

0.7m 0.6m

5.7.5

5.7.6

10#

5. 7. 7

3m

1. 5m

0. 3m

0. 45m

0. 5-0. 6m

IP

Modbus TCP/IP MDT

5.9

5.9.1

5.9.2

1

400

H 265

2

90

5.9.3

1

PLC

2

30

A. 1

A. 1. 1

Q235B

s 235MPa

375MPa

A. 1. 2

1

GC3

III

10%

III

2

100%

3

2

JB/T 4730. 2

III

3

JB/T 4730. 3

4

X

20

5

AB

B

A. 1. 3

1. 25

A. 1. 4

GB/T 8923

Sa2. 5

A. 1. 5

600μ m

100

PU

650μ m

3PE

A. 1. 17

ISO 12944

5

GB/T

30790. 5 " A. 6

l m¹ l m² l m³

" A6. 02 A6. 04 A6. 06 A6. 08 A6. 10

H

6

GB/T 30790. 6 l m³

A. 1. 6

100%

A. 1. 7

A. 1. 8

CECS 10

SYT 0321

A. 1. 9

300μ m

A. 1. 10

5V/μ m

A. 1. 11

VOC

A. 1. 12

100-150mm

25μ m

A. 1. 13

A. 1. 2

EP=			EP=		
PURC=			PURC=		
PUR=			PUR=		
			EPGF=		
^a Zn R = Misc. = ^b NDFT= ^c 40-80μ m =					

A. 1. 3

GB/T 30790. 2		ISO 2812-2 h		
l m β	H	3000		ISO 4628- 2
				ISO 4628- 3
				ISO 4628- 4
				ISO 4628- 5
GB/T 30790. 2		GB/T 1771 h		
l m β	H	1440		ISO 4628- 2
				ISO 4628- 3
				ISO 4628- 4
				ISO 4628- 5
			1mm	GB/T 30790. 6 A

A. 2

A. 2. 1

3

85%

7

K9

K14

K12

A. 2. 2

DN1000

DN1000

A. 2.3				DN 1000mm
10		K12	7	DN1100-2600
	7		5	
A. 2.4				420MPa
DN 1000mm		12	DN>1000mm	10
270MPa		300MPa	230HB	
	250HB			
A. 2.5		+		
			1	
GB/T 17456.1			130g/m ²	0.07mm
			2	
	GB/T 17456.2			
	GB/T 17459			0.08mm
A. 2.6				
			GB/T 17457	
A. 2.7				
1				
2		200g/m ²		
3				
4		85% +15%	400g/m ²	
5		100%		

A. 2 10 T I RHD50 I RHD90 +
GB/T 21873

13
EPDM 100%

23 72 -10

A. 2 11

GB/T 13295

" "

T3 T5

GB/T 13295

50

A. 2 12

K

C

0.8

C

25%

50%

A. 2 13

200g/m²

+

PE +

A. 3

A. 3.1

GB/T

21835

GB/T 3091

"

A

"

S31608

06Cr17Ni12Mo2

S30408

06Cr19Ni10

A. 3.2

GB/T 26120

ISO 7-1

ISO 4144

GB/T 7306.1

A. 3. 3

TIG

A. 3. 4

180μ m

A. 3. 5

A. 1. 18

A. 4

A. 4. 1

CJ/T 151 I

S

S31608 06Cr17Ni 12M02

A. 4. 2

GB/T 4334 E

A. 4. 3

A. 4. 4

EPDM

A. 4. 5

A. 4. 6

A. 4. 7

0. 6- 4. 0mm

3mm

A. 4. 8

3

4

A. 5. 5

1

NBR

2

3 " O' NBR

3

GB/T 13927

A. 5. 6

A. 5. 7

1

A. 5. 10

1

2

3

A. 5. 11

A. 5. 2

A. 5. 2

1	
2	
3	
4	
5	
6	3 " O'

A. 6

A. 6. 1

A. 6. 2

0- 45

1. 0MPa

DN800

DN350

S30408 06Cr19Ni10

A. 6. 3

1

QT450-10

A. 6. 8

1

2

2

3

IP68

4

5

6

7

300N

A. 6. 1

A. 6. 1

	DN1200	200
	DN1400- 2000	400
	DN2200- 2800	700
	DN3000- 3200	900
	DN3600	1400

8

20Cr13

A. 6. 9

1

ROTORK

AUMA

BERNARD

2

380V 50Hz

220V 50Hz

- 1) /
- 2) 4-20mA
- 3 IP68
- 4
- 5 " "
- 6
- 7 " "
- 8 220V
- 9
- A. 6. 10
- 1
- 1)

06Cr19Ni10

EPDM

NBR

HG/T 3091

2)

20Cr13 1Cr18Ni9Ti

2

3

1.5

GB/T 13927

A. 6. 11

1

20

2

A. 6. 16

A. 6. 2

A. 6. 2

1	
2	
3	
4	1 2 3 4
5	
6	

A. 7

A. 7. 1

GB/T 12465

B2F

A. 7. 2

QT450-10

EPDM

Q235

A. 7. 3

GB/T 8923

Sa2. 5

A. 7. 4

A. 7. 5

GB 12220

A. 7. 6

1

GB/T12465

2

3

A. 7. 7

A. 7. 1

A. 7. 1

1	
2	
3	
4	

A. 8

A. 8. 1

DN15 B 13mm

DN20 B 17mm

DN25 B 21mm

DN32 B 27mm

DN40 B 34mm

DN50 B 45mm

DN65 B 55mm

DN80 B 65mm

DN100 B 86mm

A. 8. 2

Hpb58- 2-0. 3 C3771

A. 8. 1

A. 8. 2

A. 8. 1 Hpb58- 2-0. 3

	%					
	Cu	Pb	Al	Fe	Sn	Zn
HPb58- 2-0. 3	57. 0- 60. 0	1- 2. 5	0. 25	0. 8	0. 8	

A. 8. 2 C3771

	%					
	Cu	Pb	Fe	Sn	Zn	Al
C3771	57. 0- 61. 0	1. 0- 2. 5	Fe+Sn	1. 0		—

A. 8. 3

A. 8. 3

A. 8. 3

CJ/T 217

A. 9. 9

A. 9. 10

A. 10

A. 10. 1

A. 10. 2

A. 10. 3 T30 MAP10 Q4 Q3 Q2 Q1

GB/T 778

1 Q3/Q1 R160 Q2/Q1 1. 6

2 Q3/Q1 R160 Q2/Q1 1. 6

A. 10. 4

A. 10. 5 30 1. 0MPa

A. 10. 6

1 Q1 Q2 ± 5%

2 Q2 Q4 ± 2%

A. 10. 7

A. 10. 8 " "

A. 11

A. 11. 1

A. 11. 2

GPRS

A. 11. 3

IP68

S31668 06Cr17Ni12Mo2Ti

CJ 266

A. 11. 4

1

2

DN80-300

3

1.0MPa

4

Q3/Q1 160

1

GB/T 778.1

5

6

A. 11. 5

1

$0 \pm 12\text{m/s}$

2

10

3

4

5

3.6V

6

5

1.5—5

7

$20\mu\text{s/cm}$

8 /

9

LCD

LCD

10

11

10

12

IP68

A. 11. 6

A. 11. 1

A. 11. 1

mm	Q4 m ³ /h	Q3 m ³ /h	Q2 m ³ /h	Q1 m ³ /h
80	200	160	1	0.63
100	312.5	250	1.6	1
150	787.5	630	4	2.50
200	1250	1000	6.3	4
3000	2000	1600	10	6.3

A. 12

A. 12. 1

“ “ “

8899110'

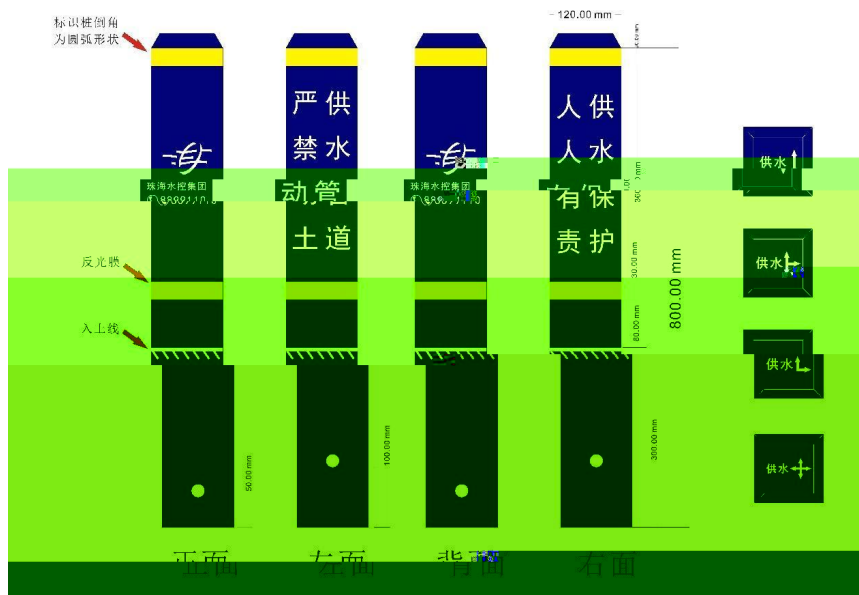
A. 12. 1

A. 12. 2

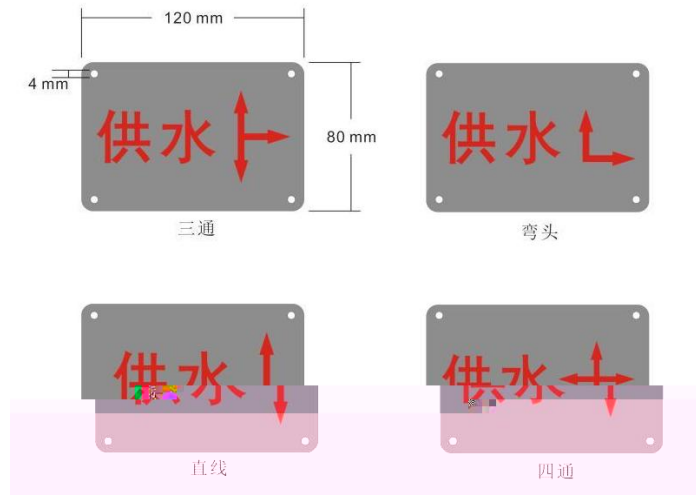
A. 12. 3

A. 12. 1

珠海水控集团市政管道标识桩设计图 (80cm)

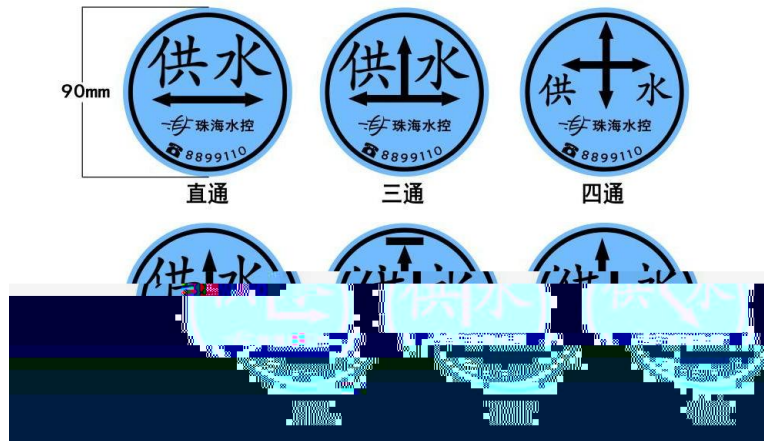


A. 12. 2



A. 12. 3

■ R:114 G:187 B:255 ■ R:0 G:0 B:0



A. 12. 2

1

2

A. 12. 3

30

A. 12. 4

1

120× 120× 800mm 120× 120× 1200mm

2

120× 80mm

3 90mm 35mm 25mm

A. 12.5

1

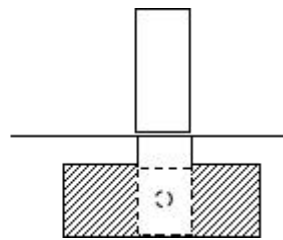
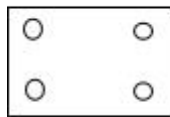
100m

2 120× 120× 800mm 30- 40cm 120× 120× 1200mm
40- 50cm

3 C15 400× 400× 200mm
20mm A. 12.4

4

A. 12.4



A. 12.6

1

1) 120× 120× 800mm 120× 120× 1200mm 40mm

A. 12.1

2) ± 0.05mm ± 1mm

2

3

210MPa

210MPa

260kJ/m²

1400

- 400

34%

30

4

1)

2)

3)

4)

990

PHC287

A. 12.7

1

1)

120× 80× 0.8mm

A. 12.2

2)

2

300

3

1)

2)

3)

4)

5)

6)

A. 12.8

1

1)

90mm

35mm 25mm

A. 12.3

2)

10mm

2

SMC

3

1)

2) 30T

15km/h

5

3)

B. 1

34

GB/T 17219

B. 1. 1

B. 1. 1

$d \setminus$ B. 1. 1

1			
2	h	24	
3			
4	mm	10	
5	cm	30	
6	%	65	
7	μm		GB/T 1724
8			GB/T 9286
9	s	100	GB/T 6753. 4
10	g/m^2	135	GB/T 1726
11	60	22	GB/T 9754
12			GB/T 6739

B. 1. 2

B. 1. 2

B. 1. 2

1

1

2

%

80

GB/T 1725

3

h

8	25%	168h		GB/T 9274
9	25%	168h		
10	3000h		5MPa	GB/T 1771

B. 1. 3

B. 1. 3 B. 1. 4

B. 1. 3

1	μ m			100	GB/T 1724
2	%			98	GB/T 1725
3	h			0.5	GB/T 1728
				1.5	
				1.5	
				6	

B. 1. 4

1	MPa			10	SY/T 4106 A
2	65	48h	mm	12	SY/T 0315
3	23	28d	mm	12	SY/T 0315
4	23	J		5	SY/T 0315
5	1.5°				SY/T 0315
6	Cs17	1kg	1000r mg	100	GB/T 1768
7	23	24h	%	2	GB/T 1034
8	Shore D			65	GB/T 2411
9	1000h				GB/T 1771
10	MW/m			20	GB/T 1408.1
11	· m			1× 1013	GB/T 1410
12	10% 3% 30% 28d)				GB 9274
1	600± 100μ m				
2	7				

B. 1. 4 | PN8710-3

B. 1. 5

B. 1. 5 | PN8710-3

1					
2	μ m			80	GB/T 6753.1

3	h		8	GB/T 1728
			24	
4	cm		50	GB/T 1732
5	MPa		2	GB/T 1720
6	mm		2	GB/T 1731

B. 1. 5

B. 1. 6

B. 1. 7

B. 1. 6

1	μm		100	100	GB/T 1724
3	25 \pm 2	h	4	4	GB/T 1728
4	25 \pm 2	h	16	16	
5	%		98	98	SYT 0457 A

B. 1. 7

1				
2	2H			GB/T 6739
3	90d	10%NaOH		GB/T 9274
		10%H ₂ SO ₄		
		3%NaCl		
4	500h		1	GB/T 1771
5	MPa		8	GB/T 5210
6	1.5°	25		SY/T 0442 E
7	25	J	6	SY/T 0442 F
8	1000g/1000r CS17 mg		120	GB/T 1768

B. 1. 6

B. 1. 8

B. 1. 8

1		0.8		
2		2.0m		
3		<2		300mm
4		D 1000	\pm 2	2
5		D 1000	2	
6		500mm ²		1
7		2 10000mm ²		
				m ²

B. 1. 7

10× 10 cm²

O. 10-O. 12mm

12

B. 1. 9

B. 1. 9

DN mm	250	250- 500	500
mm	100- 250	400	500- 700

B. 1. 8

1

B. 2

B. 2. 1

1

SY/T 0407

2

1

GB/T

8923. 1

Sa2. 5 St3

3

4

3

80

5

6

7

B. 2. 2

1

2

15- 30mi n

3

5

4

B. 2. 3

1

10

2

100- 150mm

25μ m

3

25μ

m

B. 2. 4

1

2mm

2

4h

B. 2. 5

1

2

3

4

B. 3

B. 3. 1

B. 3. 1 B. 3. 2

B. 3. 1

			μ m				
I PN8710-3			600		4000V		
			600		4000V		

B. 3. 2

			μ m				
GZ-2			300		3500V		

B. 3. 2

1

2

3

B. 3. 3

1

2

10

1

10

1

1

3

4

2

3

B. 3. 4

1

2

1500V

3500V

4000V

4h

0. 2m/s

3

50mm

B. 3. 5

1

1 00mm

45- 60

2

1)

50cm²

2)

20

1

1

20

1

- 1
- 2

B. 4

150mm

4mm

B. 4. 1

B. 4. 1

mm		mm	
DN 200	10	500 DN 600	4
200 DN 300	7	600 DN 800	3
300 DN 400	6	DN 800	2
400 DN 500	5		

SYJ 4001

2

B. 5

B. 5. 1

1

450mm

2

3

St2

4

100mm

5

6

7

B. 5. 2

1

2

St2

3

50mm

4

B. 6

B. 6. 1

B. 6. 2

B. 6. 3

B. 6. 4

8. 2

B. 6. 5

B. 6. 6

B. 6. 7

B. 7

B. 7. 1

B. 7. 2

C. 1

C. 1. 1

C. 1. 2

GB 50052

C. 1. 3

0. 2m

C. 1. 4

380V/32A

220V/16A

2

1

UPS

3kVA

8h

C. 1. 5

1

2

400V

3

690V

400V

8kV

4

I P55

C. 1. 6

1

690V

Ui mp 6kV

2

3

I P20

C. 1. 7

1

690V

Ui mp 6kV

2

I P20

I EC 68

3

C. 1. 8

1	0.5S	2			
2	3x 220/380V				
3					
4					
5	RS485	Mdbus RTU			
C. 1. 9					
1	CE	IEC 50178	CE	EMC	IEC
61800	UL 508C	CAN/CSA-C22			
2	EMC				
3					
4		PLC			
					PLC
C. 2					
C. 2. 1					
1		PLC			
2		CPU			
3		Mdbus RTU	Mdbus TCP/IP	AB-ETHIP	S7
4	PLC				
5	I/O		20%		
C. 2. 2					
1				150KB	
	4MB		10KB		
2		/	20%		

C. 2. 3

C. 2. 4 PLC

UPS

C. 3

C. 3. 1

1 4- 20mA

2 I P66 EN 10204- 3. 1

3

4 $\pm 0. 15$ FS

5

6

C. 3. 2

1 4- 20mA

2 I P66 EN 10204- 3. 1

3

4 $\pm 0. 15$ FS

5

C. 3. 3

1

2 S31603 022Cr17Ni12Mo2 / C

/

3 I P68

4

5 $\pm 0. 5\%$

6 4- 20mA RS485 Modbus RTU

7

8	24V DC 220V AC
C. 3. 4	
1	90°
2	0. 001-100NTU
3	0- 40NTU ± 2% ± 0. 015NTU 40- 100NTU ± 5%
4	0- 9. 9999NTU 0. 0001NTU 10. 000- 99. 999NTU 0. 001NTU
5	± 1. 0% ± 0. 002NTU
6	15
7	6 30 60 90
8	200- 750mL/mi n
9	0- 50 0- 40
10	0. 0032NTU I SO 15839
11	2130B USEPA 180. 1
C. 3. 5	
1	DPD
2	
3	0- 5mg/L
4	± 5% 0. 035mg/L Cl ₂
5	± 5% 0. 005mg/L Cl ₂
6	0. 035mg/L
7	10mi n
8	200- 500mL/mi n
9	0. 01- 0. 5MPa
10	LCD
11	4- 20mA
12	Mdbus RTU 485
13	5- 40 0- 90
14	100- 230VAC 50/60Hz

15	CE	UL1262	ETL	CSA 22.2	No. 142
16		I P62			
17		/	/		
C. 3. 6 pH					
1					
2		0-14pH			
3		± 0.01pH			
4		24	0.03pH		
5		-5-70			
6			914m		
7				6.9bar	70
8		NTC300			
9		3m/s			
10		10m			
11		I P68			
12					
C. 4					
C. 4. 1					
1					
2			2s		2s
3			30		
4		90-110dB			
		1			
5				PLC	
C. 4. 2					
1					
2					5

3					
4		0.00051 x	0.00011 x		11
				160m	
5			1920x1080@30fps		
	1920x1080@25fps		704x576@25fps		
6		I P67			
7		400			
8		90			
9		PoE	4	RJ45 10/100M	
10				RJ45 10/100M	
	GB/T 28181	RTSP/ONVIF/PSIA			TCP/IP UDP
	RTP	RTCP			
	11			2.0Vp-p	1k
	12				
C. 4.3					
	1				
	2				
	3				
	4				
	5		10M/100M		TCP/IP
	6	I P65			
	7			PLC	
C. 4.4					
	1				
	2				

3

4

5

GB 4715

6

7

PLC

C. 4. 5

1

2

3

2s

100ppm

4

0-50

20-100%RH

5

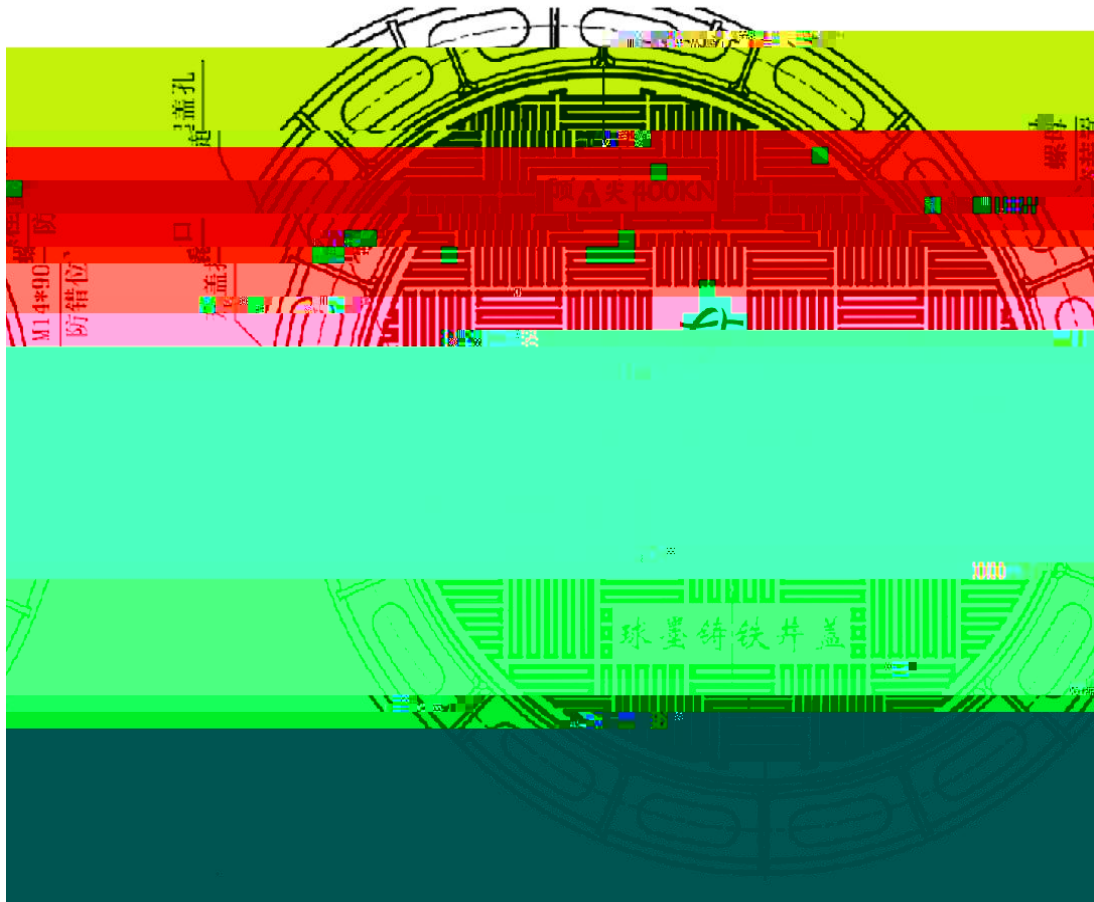
6

PLC

D.1

D.1.1


D.1.1



E. 1

E. 1. 1

E. 1. 1



— — — — —

F. 1. 1

